

**Summary Institution-Level Pass Rate Data: *Traditional Teacher Preparation Program Within IHE***

	<b>HEOA - Title II 2020 - 2021 Academic Year</b>
<b>Institution Name</b>	St Peters University
<b>Institution Code</b>	2806
<b>State</b>	New Jersey

*April 4, 2022*

<b>Group</b>	<b>Number Taking Assessment<sup>1</sup></b>	<b>Number Passing Assessment<sup>2</sup></b>	<b>Institutional Pass Rate</b>	<b>Statewide</b>		
				<b>Number Taking Assessment<sup>1</sup></b>	<b>Number Passing Assessment<sup>2</sup></b>	<b>Statewide Pass Rate</b>
All program completers, 2020-21	45	26	58%	2240		
		26	72%	2301	2206	96%


Note: In cases where there are less than ten students taking the assessment or license/certificate, the number passing and pass rate are not reported.

<sup>1</sup> Number of completers taking one or more assessments within their area of specialization.

<sup>2</sup> Summary level "Number Taking Assessment" may differ from assessment level "Number Taking Assessment" because each student is counted once at the summary level but may be counted in multiple assessments at the assessment level.

**Single Assessment Institution-Level Pass Rate Data: *Traditional Teacher Preparation Program Within IHE***

***HEOA - Title II***  
***2021 - 2022 Academic Year***



Single Assessment Institution-Level Pass Rate Data: *Traditional Teacher Preparation Program Within IHE*

**HEOA - Title II**  
**2021 - 2022 Academic Year**

Institution Name  
Institution Code  
State

St Peters University  
2806  
New Jersey

*Assessment Information*<sup>1</sup>

*Group*

*Number  
Taking  
Assessment*

*Number  
Passing  
Assessment*

*Institutional  
Pass Rate*

*Institutional  
Average  
Scaled Score*

*Assessment  
Cut Score*<sup>2</sup>

*Number  
Taking  
Assessment*

*Number  
Passing  
Assessment*

*Statewide  
Pass Rate*



Single Assessment Institution-Level Pass Rate Data: *Traditional Teacher Preparation Program Within IHE*

***HEOA - Title II  
2021 - 2022 Academic Year***

Institution Name  
Institution Code  
State


St Peters University  
2806

[Redacted]

[Redacted]

[Redacted]


**Single Assessment Institution-Level Pass Rate Data: Traditional Teacher Preparation Program Within IHE**

	<p><b>HEOA - Title II</b> <b>2021 - 2022 Academic Year</b></p>
<b>Institution Name</b>	St Peters University
<b>Institution Code</b>	2806
<b>State</b>	New Jersey

April 5, 2023

Assessment Information <sup>1</sup>	Group	Number Taking Assessment	Number Passing Assessment	Institutional Pass Rate	Institutional Average Scaled Score	Assessment Cut Score <sup>2</sup>	Statewide			
							Number Taking Assessment	Number Passing Assessment	Statewide Pass Rate	Statewide Average Scaled Score
<b>GENERAL SCI CONTENT KNOWLEDGE (0435)</b>  Test Company: ETS Score Range: 100-200	All enrolled students who have completed all nonclinical courses, 2021-22						25	22	88%	165
	Other enrolled students, 2021-22	3				152	36	31	86%	164
	All program completers, 2021-22	1				152	83	78	94%	166
	All program completers, 2020-21	2				152	78	74	95%	166
	All program completers, 2019-20	2				152	77	72	94%	166
<b>HEALTH AND PE (5857)</b>  Test Company: ETS Score Range: 100-200	All enrolled students who have completed all nonclinical courses, 2021-22						38	30	79%	163
	Other enrolled students, 2021-22	1				160	106	80	75%	164
	All program completers, 2021-22	4				160	146	136	93%	166
	All program completers, 2020-21						134	125	93%	167
	All program completers, 2019-20	2				160	137	131	96%	168
<b>MARKETING EDUCATION (5561)</b>  Test Company: ETS Score Range: 100-200	All enrolled students who have completed all nonclinical courses, 2021-22									
	Other enrolled students, 2021-22									
	All program completers, 2021-22									
	All program completers, 2020-21									
	All program completers, 2019-20						1			
<b>MATHEMATICS CONTENT KNOWLEDGE (5161)</b>  Test Company: ETS Score Range: 100-200	All enrolled students who have completed all nonclinical courses, 2021-22						6			
	Other enrolled students, 2021-22	1				160	10	5	50%	155
	All program completers, 2021-22						54	44	81%	167
	All program completers, 2020-21	1				160	88	81	92%	169
	All program completers, 2019-20	2				160	102	95	93%	170

**Single Assessment Institution-Level Pass Rate Data: Traditional Teacher Preparation Program Within IHE**

	<p><b>HEOA - Title II</b> <b>2021 - 2022 Academic Year</b></p>
<b>Institution Name</b>	St Peters University
<b>Institution Code</b>	2806
<b>State</b>	New Jersey

April 5, 2023

Assessment Information <sup>1</sup>	Group	Number Taking Assessment	Number Passing Assessment	Institutional Pass Rate	Institutional Average Scaled Score	Assessment Cut Score <sup>2</sup>	Statewide			
							Number Taking Assessment	Number Passing Assessment	Statewide Pass Rate	Statewide Average Scaled Score
<b>MATHEMATICS (5165)</b>  Test Company: ETS Score Range: 100-200	All enrolled students who have completed all nonclinical courses, 2021-22						22	18	82%	166
	Other enrolled students, 2021-22	1				159	59	46	78%	170
	All program completers, 2021-22	2				159	42	38	90%	169
	All program completers, 2020-21						4			
	All program completers, 2019-20									
<b>MUSIC CONTENT KNOWLEDGE (0113)</b>  Test Company: ETS Score Range: 100-200	All enrolled students who have completed all nonclinical courses, 2021-22						12	10	83%	159
	Other enrolled students, 2021-22						73	60	82%	163
	All program completers, 2021-22						125	125	100%	167
	All program completers, 2020-21						107	103	96%	169
	All program completers, 2019-20						143	141	99%	168
<b>PHYSICAL ED CONTENT KNOWLEDGE (5091)</b>  Test Company: ETS Score Range: 100-200	All enrolled students who have completed all nonclinical courses, 2021-22									
	Other enrolled students, 2021-22									
	All program completers, 2021-22	4				148	4			
	All program completers, 2020-21									
	All program completers, 2019-20									
<b>PHYSICS CONTENT KNOWLEDGE (5265)</b>  Test Company: ETS Score Range: 100-200	All enrolled students who have completed all nonclinical courses, 2021-22						5			
	Other enrolled students, 2021-22						8			
	All program completers, 2021-22						17	17	100%	157
	All program completers, 2020-21						17	17	100%	160
	All program completers, 2019-20						13	13	100%	168

Single Assessment Institution-Level Pass Rate Data: *Traditional Teacher Preparation Program Within IHE*

**HEOA - Title II  
2021 - 2022 Academic Year**

Institution Name  
Institution Code  
State

St Peters University  
2806  
New Jersey

**Assessment Information <sup>1</sup>**

SOCIAL STUDIES CONTENT KNOWLEDGE (0081)

**Group**

All enrolled students who have completed all nonclinical courses, 2021-22

<i>Number Taking Assessment</i>	<i>Number Passing Assessment</i>	<i>Institutional Pass Rate</i>	<i>Institutional Average Scaled Score</i>	<i>Assessment Cut Score <sup>2</sup></i>	<i>Number Taking Assessment</i>	<i>Number Passing Assessment</i>	<i>Statewide Pass Rate</i>	<i>Statewide Average Scaled Score</i>
					66	54	82%	



Single Assessment Institution-Level Pass Rate Data: *Traditional Teacher Preparation Program Within IHE*

**HEOA - Title II  
2021 - 2022 Academic Year**

Institution Name  
Institution Code  
State

St Peters University  
2806  
New Jersey

**Assessment Information <sup>1</sup>**

**Group**

THEATRE (5641)

All enrolled students who have completed all nonclinical courses, 2021-22

<i>Number Taking Assessment</i>	<i>Number Passing Assessment</i>	<i>Institutional Pass Rate</i>	<i>Institutional Average Scaled Score</i>	<i>Assessment Cut Score<sup>2</sup></i>	<i>Number Taking Assessment</i>	<i>Number Passing Assessment</i>	<i>Statewide Pass Rate</i>	<i>Statewide Average Scaled Score</i>
---------------------------------	----------------------------------	--------------------------------	---	---	---------------------------------	----------------------------------	----------------------------	---------------------------------------

1





**Single Assessment Institution-Level Pass Rate Data: *Traditional Teacher Preparation Program Within IHE***

**HEOA - Title II  
2021 - 2022 Academic Year**

**Institution Name**  
**Institution Code**  
**State**

St Peters University  
2806  
New Jersey

**Assessment Information<sup>1</sup>**

EDTPA: MIDDLE CHILDHOOD HISTORY-SOCIAL STUDIES  
(TPA0019)

**Group**

All enrolled students who have completed all  
nonclinical courses, 2021-22

<i>Number Taking Assessment</i>	<i>Number Passing Assessment</i>	<i>Institutional Pass Rate</i>	<i>Institutional Average Scaled Score</i>	<i>Assessment Cut Score<sup>2</sup></i>	<i>Number Taking Assessment</i>	<i>Number Passing Assessment</i>	<i>Statewide Pass Rate</i>	<i>Statewide Average Scaled Score</i>
---	--	------------------------------------	---	---	---	--	--------------------------------	---

Test Company: E.S. Pearson\*



Single Assessment Institution-Level Pass Rate Data: *Traditional Teacher Preparation Program Within IHE*

**HEOA - Title II  
2021 - 2022 Academic Year**

**Institution Name**  
**Institution Code**  
**State**

St Peters University  
2806  
New Jersey

**Assessment Information <sup>1</sup>**

EDTPA: SECONDARY ENGLISH LANGUAGE ARTS (TPA0003)

**Group**


All enrolled students who have completed all nonclinical courses, 2021-22

<i>Number Taking Assessment</i>	<i>Number Passing Assessment</i>	<i>Institutional Pass Rate</i>	<i>Institutional Average Scaled Score</i>	<i>Assessment Cut Score <sup>2</sup></i>	<i>Number Taking Assessment</i>	<i>Number Passing Assessment</i>	<i>Statewide Pass Rate</i>	<i>Statewide Average Scaled Score</i>
---------------------------------	----------------------------------	--------------------------------	---	--	---------------------------------	----------------------------------	----------------------------	---------------------------------------

1



**Single Assessment Institution-Level Pass Rate Data: Traditional Teacher Preparation Program Within IHE**

	<p><b>HEOA - Title II</b> <b>2021 - 2022 Academic Year</b></p>
<b>Institution Name</b>	St Peters University
<b>Institution Code</b>	2806
<b>State</b>	New Jersey

April 5, 2023

Assessment Information <sup>1</sup>	Group	Number Taking Assessment	Number Passing Assessment	Institutional Pass Rate	Institutional Average Scaled Score	Assessment Cut Score <sup>2</sup>	Statewide			
							Number Taking Assessment	Number Passing Assessment	Statewide Pass Rate	Statewide Average Scaled Score
EDTPA: SPECIAL EDUCATION (TPA0012)  Test Company: E.S. Pearson* Score Range: 15-75	All enrolled students who have completed all nonclinical courses, 2021-22									
	Other enrolled students, 2021-22						1			
	All program completers, 2021-22						11	11	100%	43
	All program completers, 2020-21						1			
	All program completers, 2019-20									
EDTPA: TECHNOLOGY AND ENGINEERING EDUCATION (TPA0143)  Test Company: E.S. Pearson* Score Range: 15-75	All enrolled students who have completed all nonclinical courses, 2021-22									
	Other enrolled students, 2021-22									
	All program completers, 2021-22						9			
	All program completers, 2020-21						3			
	All program completers, 2019-20						4			
EDTPA: VISUAL ARTS (TPA0015)  Test Company: E.S. Pearson* Score Range: 15-75	All enrolled students who have completed all nonclinical courses, 2021-22						1			
	Other enrolled students, 2021-22									
	All program completers, 2021-22	1				37	52	52	100%	51
	All program completers, 2020-21						48	48	100%	52
	All program completers, 2019-20						42	42	100%	53
EDTPA: WORLD LANGUAGES (TPA0020)  Test Company: E.S. Pearson* Score Range: 13-65	All enrolled students who have completed all nonclinical courses, 2021-22									
	Other enrolled students, 2021-22									
	All program completers, 2021-22						21	19	90%	35
	All program completers, 2020-21						13	12	92%	37
	All program completers, 2019-20						23	20	87%	37

Single Assessment Institution-Level Pass Rate Data: *Traditional Teacher Preparation Program Within IHE*

***HEOA - Title II  
2021 - 2022 Academic Year***

**Institution Name**  
**Institution Code**  
**State**

St Peters University  
2806  
New Jersey

[Redacted]

***Assessment Information<sup>1</sup>***

***Group***

***Number  
Taking  
Assessment***

[Redacted]

[Redacted]

**Single Assessment Institution-Level Pass Rate Data: *Traditional Teacher Preparation Program Within IHE***

**HEOA - Title II  
2021 - 2022 Academic Year**

**Institution Name**  
**Institution Code**  
**State**

St Peters University  
2806  
New Jersey

<i>Assessment Information</i> <sup>1</sup>	<i>Group</i>	<i>Number Taking Assessment</i>	<i>Number Passing Assessment</i>	<i>Institutional Pass Rate</i>	<i>Institutional Average Scaled Score</i>	<i>Assessment Cut Score</i> <sup>2</sup>	<i>Number Taking Assessment</i>	<i>Number Passing Assessment</i>	<i>Statewide Pass Rate</i>	<i>Statewide Average Scaled Score</i>
<i>OPI SPANISH (ACT1018)</i>  <i>Test Company: ACTFL*</i> <i>Score Range: 1-10</i>	All enrolled students who have completed all nonclinical courses, 2021-22									
	Other enrolled students, 2021-22									
	All program completers, 2021-22						2			
	All program completers, 2020-21						3			
	All program completers, 2019-20						16	16	100%	8
<i>WPT ENGLISH (ACT2004)</i>  <i>Test Company: ACTFL*</i> <i>Score Range: 1-10</i>	All enrolled students who have completed all nonclinical courses, 2021-22						1			
	Other enrolled students, 2021-22						1			
	All program completers, 2021-22						5			
	All program completers, 2020-21						10	10	100%	10
	All program completers, 2019-20						15	15	100%	10

Note: In cases where there are less than ten students taking the assessment or license/certificate, the number passing and pass rate are not reported.

<sup>1</sup>Tests with multiple delivery options (computer, paper, etc.) will be noted with the assessment code for one format only.